FREE PRINTABLE

Ollie's Taking Away Starter Pack

Subtraction without tears, 5 minutes a day, for ages 4 to 6



4 simple steps

Step 1 Act it out. Tell a story and move the objects away with your hands (page 2).

Step 2 Play the hiding cup game. How many are hiding? (page 4)

Step 3 Take away on fingers, anywhere: in the car, at dinner, at bedtime.

Step 4 Hop back on a number line, then cross out pictures (pages 3 and 5).

From the Ollie's Math Adventures workbook series by Acorn & Up

My Take-Away Mat

Color me when done!

Put objects in the first box. Move some away. Count what is left.

Start with

Take away

How many are left?

Say it: _____ take away _____ is _____.

Cross Out and Count

Color me when done!

Cross out the ones that are taken away. Count what is left.

1.



5 - 2 =

2.



6 - 3 =

3.



4 - 1 =

4.



7 - 2 =

5.



8 - 3 =

6.



6 - 4 =

7.



9 - 5 =

8.



10 - 4 =

The Hiding Cup Game

Color me when done!

Some acorns are hiding under the cup. How many are hiding?

1. **There were 6.**

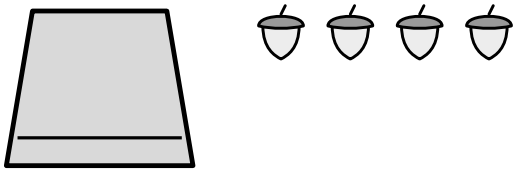

How many are hiding? ☐

2. **There were 5.**

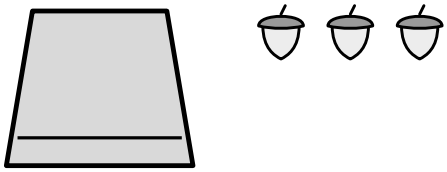

How many are hiding? ☐

3. **There were 7.**

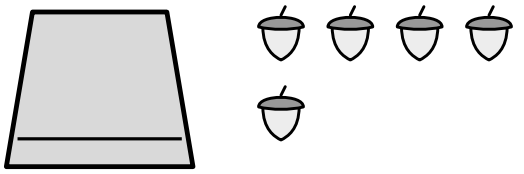

How many are hiding? ☐

4. **There were 8.**

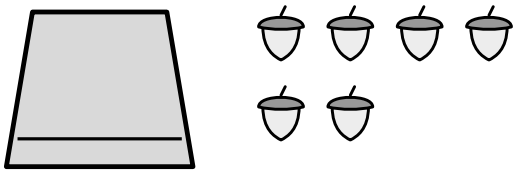

How many are hiding? ☐

5. **There were 4.**

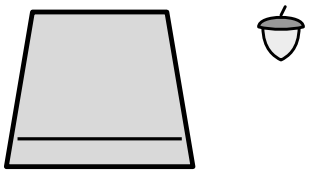

How many are hiding? ☐

6. **There were 10.**

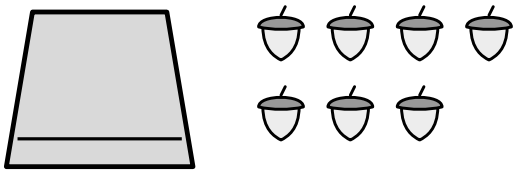

How many are hiding? ☐

Play it for real: hide some acorns under a cup while your child closes their eyes.

Hop Back on the Number Line

Color me when done!

Start on the first number. Hop back. Where do you land?

1. **8 - 2 =** ☐

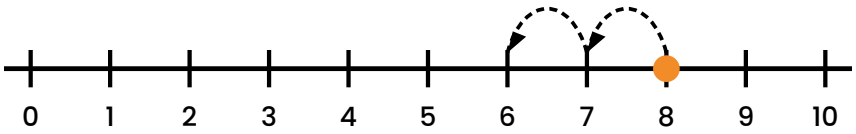

2. **6 - 3 =** ☐

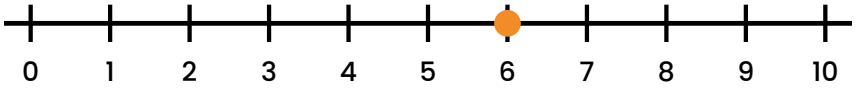

3. **10 - 4 =** ☐

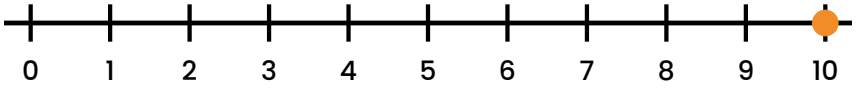

4. **5 - 2 =** ☐

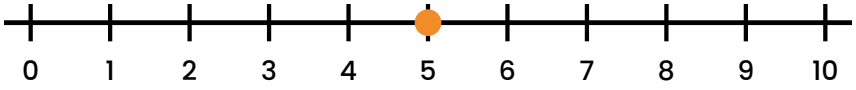

5. **9 - 3 =** ☐

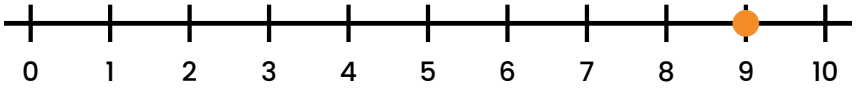

6. **7 - 4 =** ☐



Example 1 shows the hops. Draw your own hops for the rest!

Taking Away Champion!



This award goes to

_____

for learning to take away!

☆ Day 1 ☆ Day 2 ☆ Day 3 ☆ Day 4 ☆ Day 5 ☆ Day 6 ☆ Day 7

Color a star each day you practice.

Want more? Ollie's Math Adventures workbooks:

Pre-K • Kindergarten • 1st Grade • 2nd Grade • 3rd Grade

Find them on Amazon, or visit acornandup.com

Answers. Page 3: 3, 3, 3, 5, 5, 2, 4, 6. Page 4: 2, 2, 2, 2, 3, 3. Page 5: 6, 3, 6, 3, 6, 3.