FREE PRINTABLE

Ollie's Counting to 20 Starter Pack

A 7-day plan, 5 minutes a day, for ages 4 to 6



Your 7-day plan

Days 1-2 Fill the ten-frame mat (page 2) with 10 things. Add 1 more: "ten and one more is eleven."

Days 3-4 Count from 10 to 20 on the mat. Then play the teen number cards (page 3).

Day 5 Count out loud and clap. Then do "How many?" (page 4).

Days 6-7 Play the hiding number game (page 5). Color a star each day (page 6)!

My Ten-Frame Mat

Color me when done!

Fill the first frame to make 10. Then add more to the second frame.

Ten

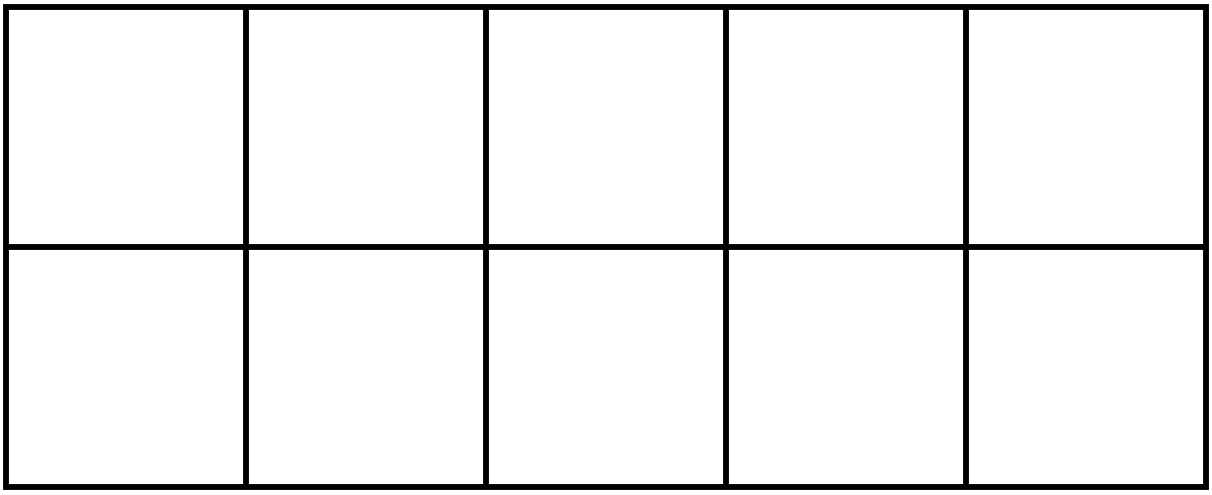

and some more

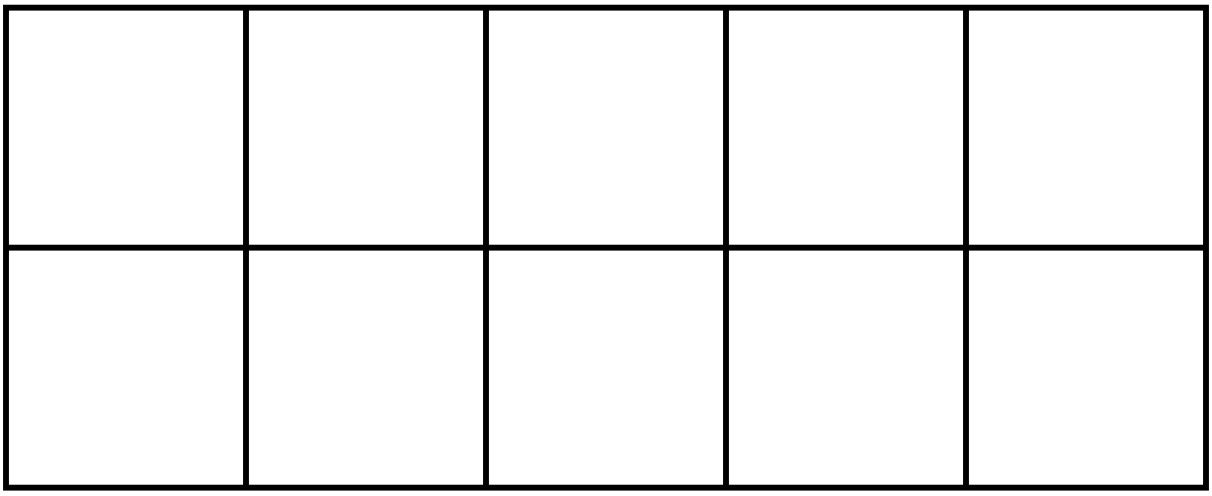

Ten and _____ more is _____

Use acorns, buttons or pasta. Or cut out the counters on page 5.
Tip: an egg carton works too! Cut off the end two cups to make ten.

Teen Number Cards

Color me when done!

Cut out the cards. Show a card and ask: "How many?"

11

eleven

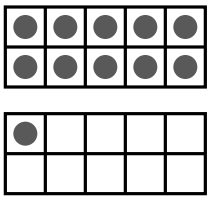

10 + 1

12

twelve

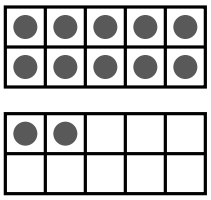

10 + 2

13

thirteen

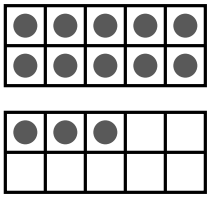

10 + 3

14

fourteen

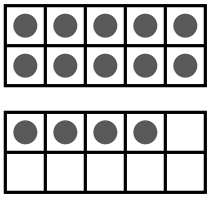

10 + 4

15

fifteen

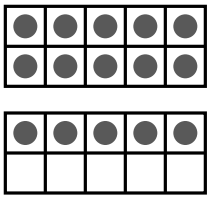

10 + 5

16

sixteen

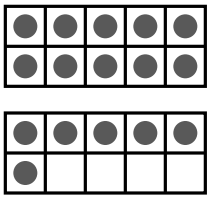

10 + 6

17

seventeen

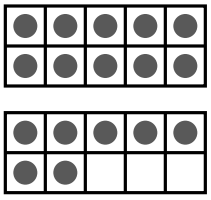

10 + 7

18

eighteen



10 + 8

19

nineteen



10 + 9

20

twenty



10 + 10

Game: lay the cards face down. Flip one and build it on your mat!

How Many?

Color me when done!

Count the full ten, then count on. Write the number.

1. 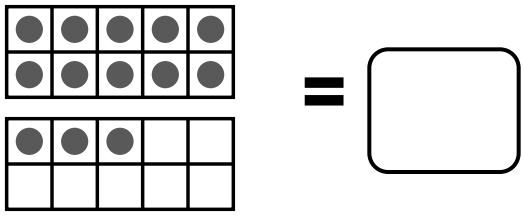 = ☐

2. 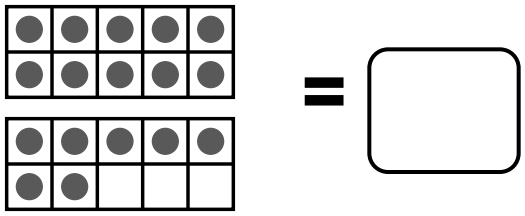 = ☐

3. 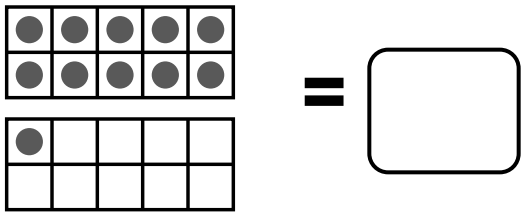 = ☐

4. 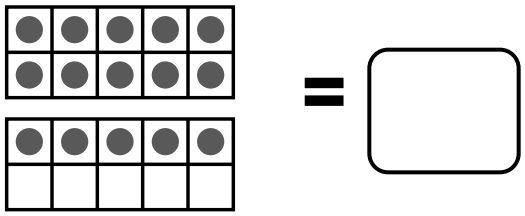 = ☐

5. 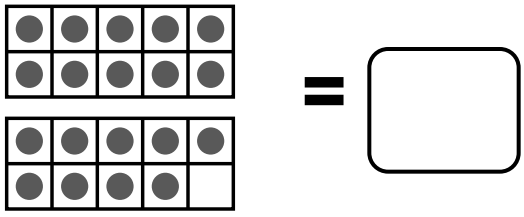 = ☐

6. 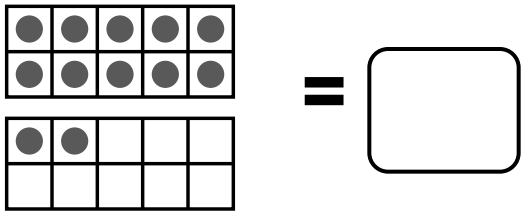 = ☐

7. 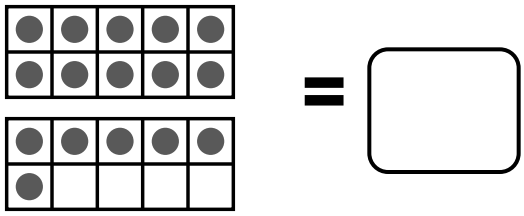 = ☐

8. 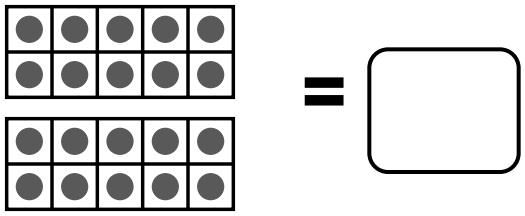 = ☐

Say it out loud: "Ten... eleven, twelve, thirteen!"

The Hiding Number Game

Color me when done!

Cover one number with your finger. Can your child find it?

1	2	3	4	5	6	7	8	9	10
11	12	13	14	15	16	17	18	19	20

Now find the missing numbers:

1	2		4	5	
8		10	11		13
12	13		15		17
	16	17		19	20

Cut-out counters

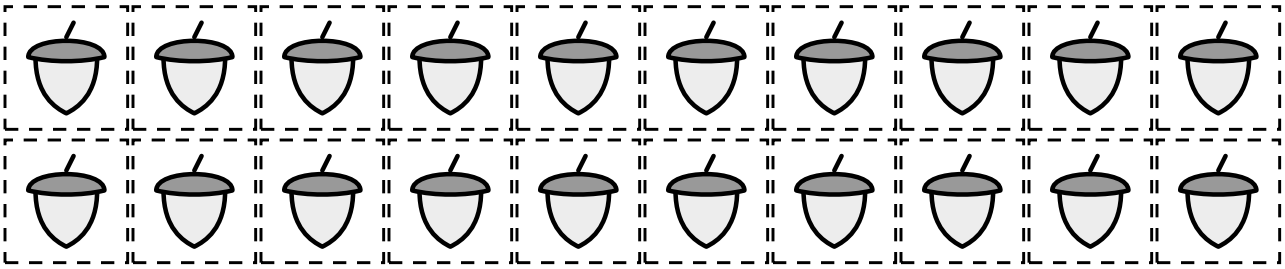

Counting Champion!



This award goes to

_____

for counting all the way to 20!

☆ Day 1 ☆ Day 2 ☆ Day 3 ☆ Day 4 ☆ Day 5 ☆ Day 6 ☆ Day 7

Color a star each day you practice.

Want more? Ollie's Math Adventures workbooks:

Pre-K • Kindergarten • 1st Grade • 2nd Grade

Find them on Amazon, or visit acornandup.com

Answers. Page 4: 13, 17, 11, 15, 19, 12, 16, 20. Page 5: 3, 6, 9, 12, 14, 16, 15, 18.