FREE PRINTABLE

Ollie's Adding Starter Pack

Fun 5-minute activities for ages 4 to 6



How to use this pack

1. Print the pages. Grab 10 small things: acorns, buttons or pasta.
2. Page 2: Put objects in each circle, slide them together and count.
3. Page 3: Count the pictures and add. Then try page 4: count on!
4. Five minutes is plenty. Stop while it's still fun.

From the Ollie's Math Adventures workbook series by Acorn & Up

My Adding Mat

Color me when done!

Put objects in each circle. Slide them into the box. How many altogether?

Part **Part**

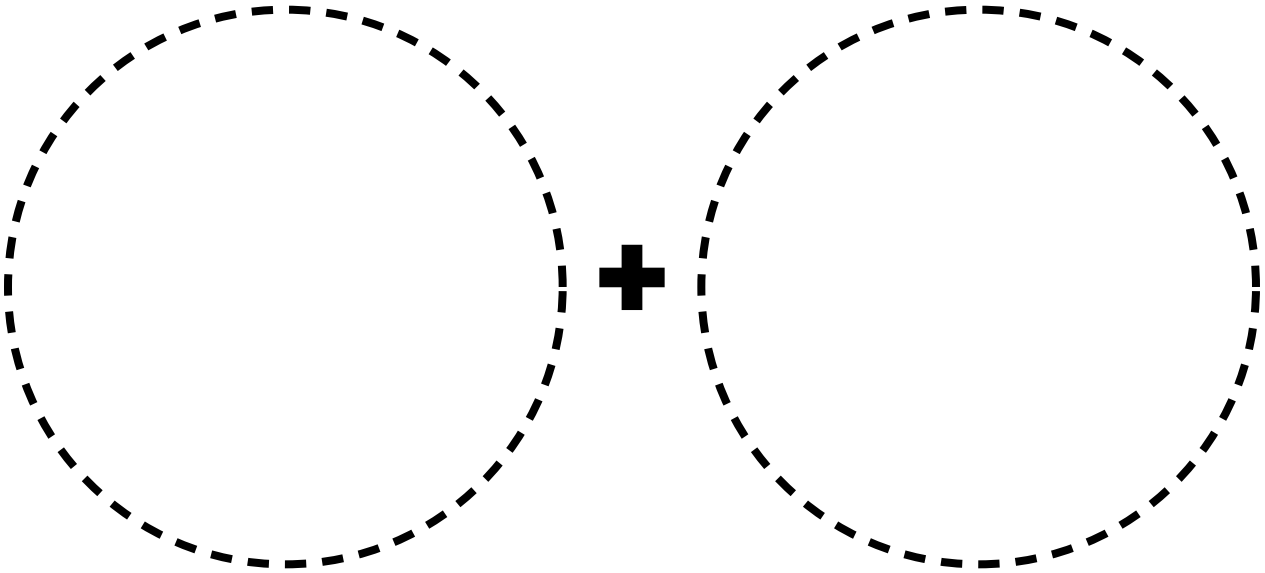

Altogether



Example: 3 acorns and 2 acorns make 5 acorns.

Count and Add

Color me when done!

Count the acorns in each group. Write how many altogether.

1.



2 + 1 = ☐

2.

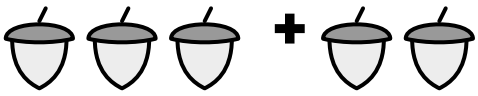

3 + 2 = ☐

3.



1 + 4 = ☐

4.

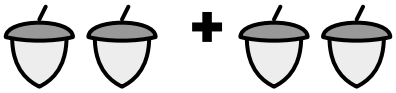

2 + 2 = ☐

5.



3 + 1 = ☐

6.



4 + 1 = ☐

7.



1 + 1 = ☐

8.



2 + 3 = ☐

Count On!

Color me when done!

Start at the big number. Hop forward, counting as you go.

Example: 5 + 2. Say "five"... then hop: "six, seven!" So 5 + 2 = 7.

5 + 2 = ☐



4 + 3 = ☐

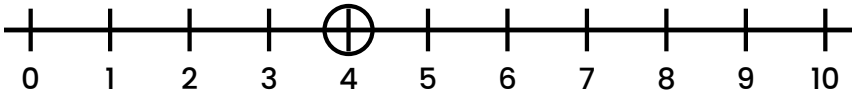

6 + 2 = ☐

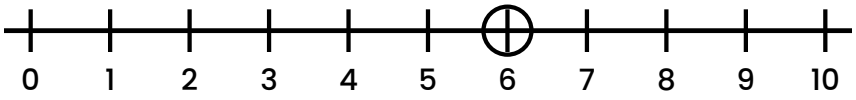

3 + 2 = ☐

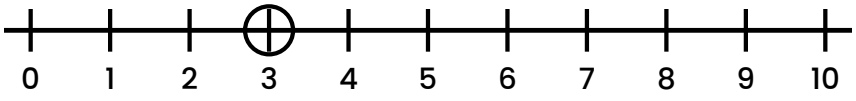

7 + 3 = ☐

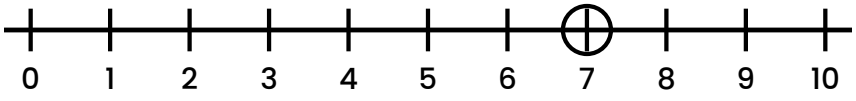

8 + 1 = ☐

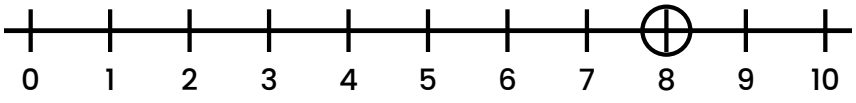

Tip: circle the start number, then draw your hops!

Super Adder Award!



This award goes to

_____

for adding with acorns and counting on!

☆ ☆ ☆ ☆ ☆

Color a star each day you practice.

Want more? Ollie's Math Adventures workbooks:

Pre-K • Kindergarten • 1st Grade • 2nd Grade

Find them on Amazon, or visit acornandup.com

Answers. Page 3: 3, 5, 5, 4, 4, 5, 2, 5. Page 4: 7, 7, 8, 5, 10, 9.